

Game Name:

A Musical Rap

Objective: To develop phonological awareness on the production of the English V and B

Material: Print the V/B flashcards, one for each child, minus one

A rap available at <https://eflphonics.com.ar/resources/>

Procedure

Lay out the V/B flashcards on the floor, one for each student, minus one.

Play the rap ...

Vat a Vat, Vet a Vet, Vest a Vest,

Magic moVes!

Bring a V..... to Visit the eLVes!

Since this magic rap only brings V words to Valinor, tell the students to step into the pieces of coloured paper, only if they listen to a V in the words of the Magic Moves for example 'Magic Moves bring a VIOLIN to visit the elves. The child without a place to stand is out. If they do not hear the V in the words of the Magic Moves they keep on dancing outside the paper. If they step on the wrong flashcard they are out too.

Once one of the children is out, remove a flashcard leaving one for each child, minus one again. The last child standing wins. This fun game .


Words that the teacher can use include:

A Van A Berry A vest A Volcano A Bat A Beer A Boat A Bowl


A Vase A Vet A Veil A Bent A Big Bag ..etc



A Big Bag



A Van



A Berry



A vest



A Volcano



A Bat



A Beer



A Boat




A Bowl



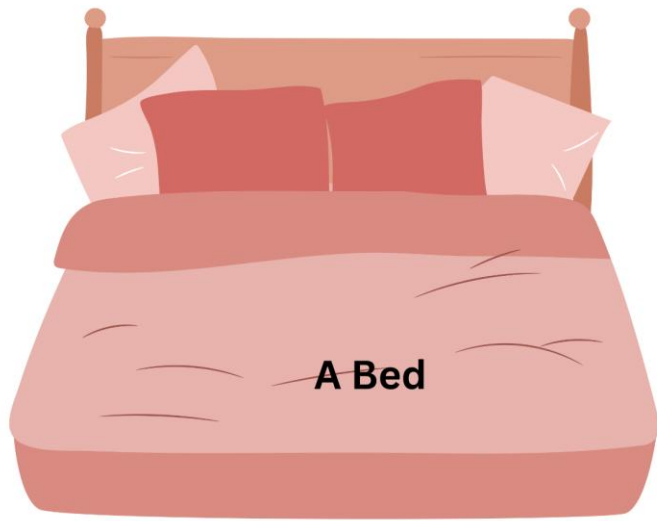
A Vase



A Vet



A Veil



A Bed